

APL Series

SELF-POWERED SPEAKERS & SUBWOOFERS

Apogee Powered Loudspeakers & Subwoofers feature advanced amplification and intelligent signal processing circuitry integrated into proven, road-worthy speaker systems. The amplifiers and power supplies use breakthrough technologies that reduce distortion to levels normally associated with only the finest high-fidelity power amps.

These same technologies reduce heat output, eliminating the need for cooling fans while adding only a few pounds of additional weight to each powered speaker. Internal sophisticated signal processors are critically mated to the electro-acoustic characteristics of the drivers and their enclosure, taking all the guesswork out of system setup. Processing circuitry includes eighth-order linear-phase crossovers, fixed factory corrective equalization points, time alignment, and multiple independent protective limiters using Apogee's exclusive VIPROTECT™ voltage and current sensing circuits to maintain driver linearity and thereby reducing the likelihood of damage under abusive conditions.

Whether you're installing a small voice system in a meeting room, or designing a large, complex system for a theatrical production, Apogee powered loudspeakers will meet your requirements with ease, allowing you to outperform your competition.

APOGEE
SOUND INTERNATIONAL, LLC

SELF-POWERED FULL-RANGE SPEAKERS

APL-800

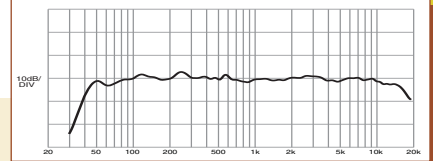
SELF-POWERED ARRAYABLE LOUDSPEAKER



The bi-amped APL-800 provides the same superior sonic quality and performance as the AE-8, but in a self-powered format. This fully arrayable speaker is highly effective when used alone or as the building block of a large system.

Enclosure Type: 30° Trapezoidal, optimally-vented bass
 Format: Bi-amped, two-way, self-contained processing electronics, and dual power amplifiers
 Frequency Response: 48 Hz to 18 kHz \pm 3 dB (on axis)
 Dispersion: H: 60° x V: 40°
 Max SPL: 127 dB cont. / 133 dB peak (@ 1 m)
 Dimensions: 19" W X 30.75" H X 17.25" D (483 X 784 X 438 mm)
 Drivers: Apogee 15" LF, 2" throat HF (both Ferrofluid® treated)
 Indicators: Signal / Power / Clip / Protection
 Input: XLR, active balanced 50k ohms, with loop-through output connector
 Power: LF: 500 WRMS / HF: 500 WRMS
 RMS Limiter: 100 ms long duration protection, VIPROTECT™
 Peak Limiter: 3 to 5 ms transient protection, VIPROTECT™
 Low Cut Switch: 80 Hz, 12 dB/octave
 Product Weight: 94 lb. (42.6 kg)
 AC Voltage: 115 to 230V AC auto-selecting Neutrik Powercon™ connector

- Bi-amped: 15" LF driver, 2" throat HF compression driver; both with Ferrofluid®
- Sound quality and performance consistent with non-powered AE-8
- Dual 500W amplifiers; 127 dB continuous / 133 dB peak maximum SPL
- H: 60° X V: 40° dispersion angles



APL-500

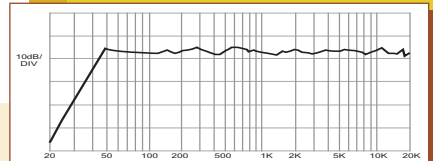
SELF-POWERED ARRAYABLE LOUDSPEAKER



The bi-amped APL-500 provides the same superior sonic quality and performance as the AE-5, but in a self-powered format. This fully arrayable speaker is highly effective when used alone or as the building block of a large system.

Enclosure Type: 20° Trapezoidal, optimally-vented bass
 Format: Bi-amped, two-way, self-contained processing electronics, and dual power amplifiers
 Frequency Response: 53 Hz to 17.5 kHz \pm 3 dB (on axis)
 Dispersion: H: 90° x V: 45°
 Max SPL: 126 dB cont. / 132 dB peak (@ 1 m)
 Dimensions: 14" W X 23" H X 16.5" D (356 X 584 X 419 mm)
 Drivers: Apogee 12" LF, 1" throat HF (both Ferrofluid® treated)
 Indicators: Signal / Power / Clip / Protection
 Input: XLR, active balanced 50k ohms, with loop-through output connector
 Power: LF: 500 WRMS / HF: 500 WRMS
 RMS Limiter: 100 ms long duration protection, VIPROTECT™
 Peak Limiter: 3 to 5 ms transient protection, VIPROTECT™
 Low Cut Switch: 80 Hz, 12 dB/octave
 Product Weight: 80 lb. (36.2 kg)
 AC Voltage: 115 to 230V AC auto-selecting Neutrik Powercon™ connector

- Bi-amped: 12" LF driver, 1" throat HF compression driver; both with Ferrofluid®
- Sound quality and performance consistent with non-powered AE-5
- Dual 500W amplifiers; 126 dB continuous / 132 dB peak maximum SPL
- H: 90° X V: 45° dispersion angles



APL-220

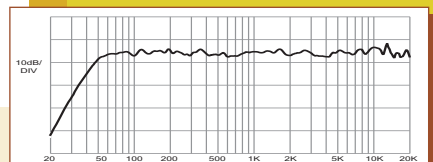
SELF-POWERED COMPACT LOUDSPEAKER



The internally-powered and bi-amped APL-220 is designed for applications requiring extremely high power and tight directional control. It is fully arrayable with extended high-end for superb sonic performance.

Enclosure Type: 20° Trapezoidal, optimally-vented bass
 Format: Bi-amped, two-way, self-contained processing electronics, and dual power amplifiers
 Frequency Response: 53 Hz to 21 kHz \pm 3 dB (on axis)
 Dispersion: H: 60° x V: 40°
 Max SPL: 127 dB cont. / 133 dB peak (@ 1 m)
 Dimensions: 14" W X 23.1" H X 15" D (356 X 587 X 381 mm)
 Drivers: Apogee 12" LF, 2" throat HF (both Ferrofluid® treated)
 Indicators: Signal / Power / Clip / Protection
 Input: XLR, active balanced 50k ohms, with loop-through output connector
 Power: LF: 500 WRMS / HF: 500 WRMS
 RMS Limiter: 100 ms long duration protection, VIPROTECT™
 Peak Limiter: 3 to 5 ms transient protection, VIPROTECT™
 Low Cut Switch: 80 Hz, 12 dB/octave
 Product Weight: 75 lb. (34 kg)
 AC Voltage: 115 to 230V AC auto-selecting Neutrik Powercon™ connector

- Bi-amped: 12" LF driver, 2" throat HF compression driver; both with Ferrofluid®
- 500W low-frequency and 500W high-frequency amplifiers
- 127 dB continuous / 133 dB peak maximum SPL
- H: 60° X V: 40° dispersion angles



SELF-POWERED SUBWOOFER SYSTEMS

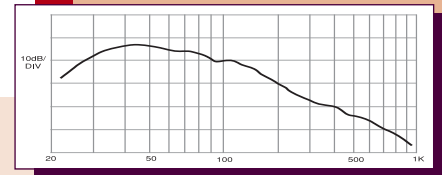
APL-12

SELF-POWERED SUBWOOFER SYSTEM



Enclosure Type:	Rectangular, optimally-vented bass
Format:	Self-contained dual-power amplifiers with integrated processing electronics
Frequency Response:	32 Hz to 100 Hz \pm 3 dB (on axis)
Dispersion:	Omni-directional
Max SPL:	134 dB cont. / 140 dB peak (@ 1 m)
Dimensions:	44.75" W X 30" H X 22.5" D (1137 X 762 X 572 mm)
Drivers:	Dual Apogee 18" LF with Ferrofluid®
Indicators:	Power / Signal / Clip / Protection
Input:	XLR, active balanced 35k ohms, w/ loop-through output
Power:	2400 total music power, dual amplifiers
RMS Limiter:	100 ms long duration protection, VIPProtect™
Peak Limiter:	3 to 5 ms transient protection, VIPProtect™
High-Pass Output:	100 Hz, 24 dB/octave
Phase Rev Switch:	Switchable Pin 2+ or Pin 3+
Product Weight:	214 lb. (97 kg)
AC Voltage:	115V AC (230V AC available) Neutrik Powercon™ inlet with loop-through

- Dual 1200 WRMS amplifiers for superb transient response
- Integrated processor circuitry for quick and accurate system setup
- Patented amplifier technology vastly reduces heat and lengthens system life
- Sound quality and performance consistent with non-powered AE-12



The APL-12 powered subwoofer incorporates internal amplifiers and intelligent, front-end signal processing into robust enclosures designed for theatrical touring, AV, and fixed installations. The APL-12 employs dual drivers and amplifiers to provide powerful, deep bass with rapid transient response.

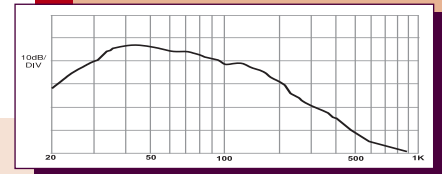
APL-10

SELF-POWERED SUBWOOFER SYSTEM



Enclosure Type:	20° Trapezoidal, optimally-vented bass
Format:	Self-contained dual-power amplifiers with integrated processing electronics
Frequency Response:	34 Hz to 100 Hz \pm 3 dB (on axis)
Dispersion:	Omni-directional
Max SPL:	131 dB cont / 137 dB peak (@ 1m)
Dimensions:	32" W X 22.5" H X 24" D (813 X 572 X 610 mm)
Drivers:	Dual Apogee 15" Neodymium LF
Indicators:	Power / Signal / Clip / Protection
Input:	XLR, active balanced 35k ohms, w/ loop-through output
Power:	2400 total music power, dual amplifiers
RMS Limiter:	100 ms long duration protection, VIPProtect™
Peak Limiter:	3 to 5 ms transient protection, VIPProtect™
High-Pass Output:	100 Hz, 24 dB/octave
Phase Rev Switch:	Switchable Pin 2+ or Pin 3+
Product Weight:	145 lb. (65.8 kg)
AC Voltage:	115V AC (230V AC available) Neutrik Powercon™ inlet with loop-through

- Dual 1200 WRMS amplifiers for superb transient response
- Integrated processor circuitry for quick and accurate system setup
- Patented amplifier technology vastly reduces heat and lengthens system life
- Sound quality and performance consistent with non-powered AE-10




The APL-10 self-powered subwoofer is designed as a companion to the full-line of AE, FH, and APL loudspeaker systems. Compact, easy to transport and install, the APL-10 is capable of very high sound pressure levels and delivers a deep, rich response for theatrical, touring, AV, and fixed installations.

Benefits of Apogee Powered Loudspeakers

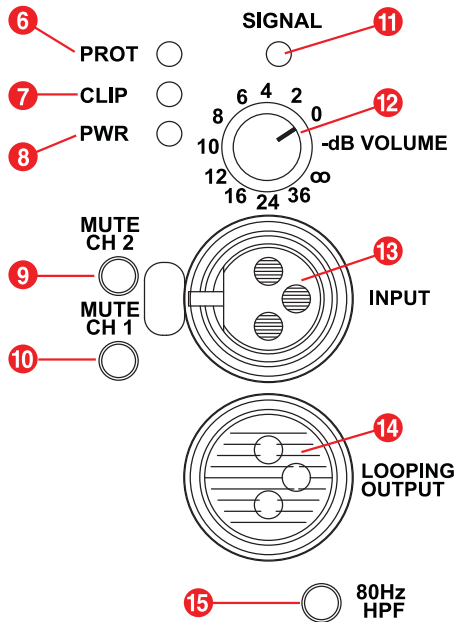
- Self-contained power amplifiers and processing electronics are optimized for each loudspeaker type and model
- Sound quality and performance meets or exceeds that of non-powered Apogee models
- Integrated design makes setup easy, assuring consistent results, show after show
- Amp racks and speaker cables are eliminated, saving valuable truck and floor space and reducing setup time
- All models are passively cooled; there are no fans to clog or wear out, thus reducing system failures

LINE AC Panel: APL Subwoofer & APL Full-Range Loudspeaker



Audio Input Panel:

APL Subwoofer & APL Full-Range Loudspeaker



- 1** Power Switch
- 2** Main AC Protection Fuse
- 3** AC Input Connector, Neutrik Powercon NAC3FCA
- 4** AC Line Voltage Selection Switch
- 5** AC Output Connection, Neutrik Powercon NAC3FCB
- 6** System Protection Indicator
- 7** Amplifier Clip Indicator
- 8** System Power Indicator
- 9** Channel 2 MUTE Switch (LF Chan.)
- 10** Channel 1 MUTE Switch (HF Chan.)
- 11** Signal Presence Indicator
- 12** Volume Control
- 13** Balanced Line Audio Input, XLR
- 14** Balanced Line Audio Loop-through, XLR
- 15** High Pass Filter Engagement Switch
(on Full-Range Loudspeakers only)